

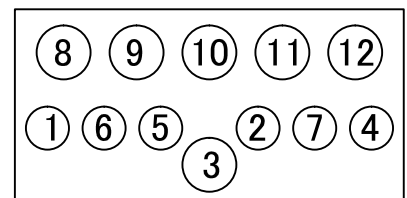
AOR 12 PIN PLUG LEGEND V2 – 2.2		
Pin Position NO.	Circuit Description	Conductor Color
1	Left-Hand Turn Signal	Yellow
2		
3	Earth Return	White
4	Right-Hand Signal	Green
5	Services Brakes	Blue
6	Stop Lamps	Red
7	Clearance Lamps, Side Lamps and Rear Lamps	Brown
8		
9	Break Safe Monitor Wire	Purple
10	Disk brake actuator power supply Negative OR (* ESC power Supply Neg OPTION)	Black
11	Disk brake actuator power supply Positive OR (* ESC power supply Pos OPTION)	Red
12	** REDARC/SAT Ignition Switch Wire	Black

* ESC Power Supply as STANDARD runs to a RED Anderson plug. However, ESC can be arranged to terminate in 12 Pin plug. This requires an inline switch to be fitted in Dash. Drum brake system only.

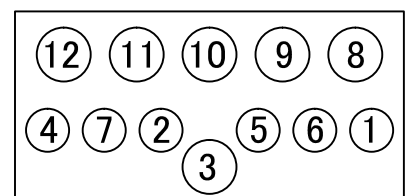
** Ignition switch wire is optional for Variable Voltage Alternation type vehicles. Must be included if van has a satellite system fitted. Please contact AOR for more information.

Front View

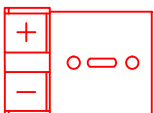
**12 Pin Plug
(Van Side)**



**12 Pin Socket
(Vehicle Side)**

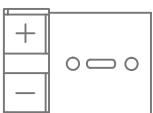


DRUM BRAKE SYSTEM



Standard ESC Red Anderson Plug
* Refer to above note for other ESC fitment option

ALL MODELS



Standard Van Charge Grey Anderson Plug