

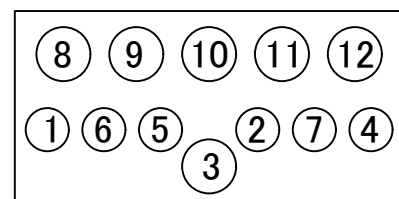
AOR 12 PIN PLUG LEGEND V3-3.2		
Pin Position NO.	Circuit Description	Conductor Color
1	Left-Hand Turn Signal	Yellow
2		
3	Earth Return	White
4	Right-Hand Signal	Green
5	Services Brakes	Blue
6	Stop Lamps	Red
7	Clearance Lamps, Side Lamps and Rear Lamps	Brown
8		
9	OPTIONAL Break Safe Monitor Wire	Purple
10	Disk brake actuator power supply Negative OR (* ESC power Supply Neg OPTION)	Black
11	Disk brake actuator power supply Positive OR (* ESC power supply Pos OPTION)	Red
12	** Ignition Switch Wire	Black

* ESC Power Supply as STANDARD runs to a RED Anderson plug. However, ESC can be arranged to terminate in 12 Pin plug. This requires an inline switch to be fitted in Dash. Drum brake system only.

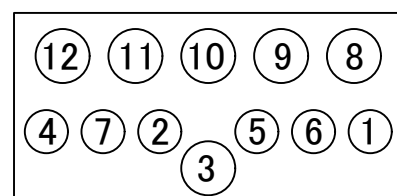
** Ignition switch wire must be included for ALL vans for safe and reliable function of options and digital switching system.
Please contact AOR for more information.

Front View

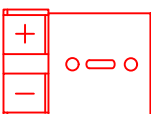
12 Pin Plug
(Van Side)



12 Pin Socket
(Vehicle Side)

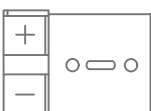


ESC PLUG - DRUM BRAKE SYSTEM



Standard ESC Red Anderson Plug
* Refer to above note for other ESC fitment option

CHARGING ANDERSON PLUG



Standard Van Charge Grey Anderson Plug